

Setup self managed holdings

With the new updates to the valuation page, you can now add asset/liability with the new interactive panel located at the bottom of the page.

The screenshot displays the 'Your Online Valuation' interface for 'John clarity'. The page features a navigation menu with options like 'Valuation Summary', 'Asset Allocation', and 'Self Managed Holdings'. The main content area shows a 'Valuation History' chart for the last 12 months and an 'Assets Vs Liabilities' bar chart. The current value of assets is £1.74M and liabilities are £550K. At the bottom, there are buttons to '+ Add a new Asset' and '+ Add a new Liability', with the 'Add a new Asset' button circled in red.

clarity

VALUATION INFORMATION NEWS RESEARCH CALCULATORS DOWNLOADS

clarityONLINE → Valuation / Your Online Valuation

Your Online Valuation

Valuation Summary Asset Allocation Apply Online Portfolios Self Managed Holdings Permissions

John clarity: All Holdings

A combined view of the data from your automated data feeds as well as any self managed holdings you have added to the website.

[More about valuations...](#) | [Guided tour of this page](#) | [Add/update valuation feeds](#)

Tools and reports for the 'All holdings' portfolio

[Historical Valuations](#) [ISIN Codes](#) [Transaction History](#) [Download Report](#) [Printer Friendly Report](#)

Policies included in your IMS Portfolio are highlighted with the IMS icon. If you would like to make changes to your IMS Portfolio please contact your usual adviser.

Portfolio: All Holdings Hide

Summary Assets Liabilities

Valuation History: 12 Months

Assets Vs Liabilities

Current Value

Valuation Date: 26-06-2018

My clarity Portfolio: All Holdings GBP

[+ Add a new Asset](#) [+ Add a new Liability](#) 916.98

There are two types of holdings that can be added – Assets and Liabilities. In this example, we will add a new asset by clicking on the *Add a new Asset* button.

Add A New Asset ✕

Please select the type of plan/holding you would like to add to your online valuations/reporting.

Investment	Pension	Protection	Property	Cash
Please confirm the type of Investment you would like to add. The input requirements in the next step will change based on your selection here.				
<ul style="list-style-type: none"> Collective Investments (Unit Trust/OEIC/Investment Funds) <li style="background-color: #0070c0; color: white; border: 2px solid red;">Cash ISA Investment Bond Investment Trust Enterprise Investment Scheme Offshore Fund 	<ul style="list-style-type: none"> Stocks & Shares ISA Personal Equity Plan Offshore Bond Individual Shares Venture Capital Trust Other Investments 			

Next

A new panel will open which will allow you to add an investment type by clicking on the investment categories. In this example, we have chosen a Cash ISA. Click the *Next* button to proceed.

Add A New Asset ✕

Name: * **Investment Type:** *

Ownership: *

Policy Number: **Account Designation:**

Valuation Details *

You can enter the valuation details for this plan in two different ways. The single asset valuation allows you to value the asset as a single item setting the value and asset allocation at once. Policy/Wrapper valuation asks you to enter the underlying holdings of this asset. This can take longer to complete but provides a more detailed valuation report and allows you to benefit from our data feeds to keep track of asset allocation and fund prices so all you need to update in the future is the units you hold.

Single Asset - Enter a single valuation figure for this asset. You can also record original purchase price and asset allocation for use in the reporting across the website. Most suitable for **Cash Holdings, Bonds or Investment Trusts**

Policy/Wrapper Valuation - Add individual holdings to this asset to form a more detailed valuation report. We also have data feeds available for some holdings meaning you just have to enter in the number of units you hold and the unit price and asset allocation data will feed through automatically. This method is most suitable for **Collective Investments, Share Portfolios or Personal Pensions**



Policy Notes:



Add reminder to review: *Set an automated reminder to review the details you have entered above.*

BackSubmit

In this section, you can add additional details about the asset. In the Valuation Details, tick whether the asset is a single asset or policy/wrapper valuation.

Single Asset - Enter a single valuation figure for this asset. You can also record original purchase price and asset allocation for use in the reporting across the website. Most suitable for Cash Holdings, Bonds or Investment Trusts

Current Value: * Valuation Date  Value 


Original Cost: Purchase Date  Purchase Price 

Asset allocation:

You must set the asset allocation for this asset for it to be included in your online asset allocation reports or to be available for rebalancing under our IMS service. The dropdown options represent fund solely invested in a specific sector or you can select Custom to set the values manually.

Add the details to your asset. Click on the date on to open the date picker. Then click on the Value text box to enter the total value of the asset.

Valuation Date

17/10/2017 

< October 2017 >

Su	Mo	Tu	We	Th	Fr	Sa
1	2	3	4	5	6	7
8	9	10	11	12	13	14
15	16	17	18	19	20	21
22	23	24	25	26	27	28
29	30	31	1	2	3	4
5	6	7	8	9	10	11

Click on the date or enter the date manually (Day/Month/Year).

Value

£

In this example, we have added a value of £10,000. You can change the currency by clicking on the currency symbol.

Current Value: * **Valuation Date**
Value

Original Cost: **Purchase Date**
Purchase Price

Asset allocation:

You must set the asset allocation for this asset for it to be included in your online asset allocation reports or to be available for rebalancing under our IMS service. The dropdown options represent fund solely invested in a specific sector or you can select Custom to set the values manually.

Policy/Wrapper Valuation - Add individual holdings to this asset to form a more detailed valuation report. We also have data feeds available for some holdings meaning you just have to enter in the number of units you hold and the unit price and asset allocation data will feed through automatically. This method is most suitable for **Collective Investments, Share Portfolios or Personal Pensions**

Policy Notes:

Add reminder to review: *Set an automated reminder to review the details you have entered above.*

Click on the *Submit* button to add the new asset.

My Self Managed Assets Hide ▾

ⓘ ▾

No data to display.

Assets **Liabilities**

Valuation Summary
£93,906.67 as of 26-06-2018

- Commonwealth Bank
- xvkv
- Fidelity Cash ISA
- Lttr
- HSBC Deposit Account

Commonwealth Bank Update Holding Remove Holding Valuation History

Owner: John Clarity (100%)

Holding Name	Units/Shares	Price (£)	Price Date	Value
Commonwealth Bank	1.00	10,000.0000	2018-06-26	£10,000.00
Total				£10,000.00

Commonwealth Bank Update Holding **Remove Holding** Valuation History

Owner: John Clarity (100%)

Holding Name	Units/Shares	Price (£)	Price Date	Value
Commonwealth Bank	1.00	10,000.0000	2018-06-26	£10,000.00
Total				£10,000.00

The new asset has been added. You can follow the same process to add a liability. To remove any assets, click on the button *Remove Holding*.